

Graphics Package

We will here give a brief overview of the variety of features graphics packages offer to the user.

Work on Photos

Some photo editing features:


- Manipulating the colour of an image.
- Cropping images.
- Repairing flaws, such as dust on the lens or red eyes.
- Drawing on an image with a pen or pencil.
- Adding text to images.
- Removing people or objects within an image.
- Changing backgrounds.
- Retouching photos.
- Creating image compositions.
- 2D and 3D editing.
- Can work with a variety of file formats



Changing a background



Adding a smile to a face

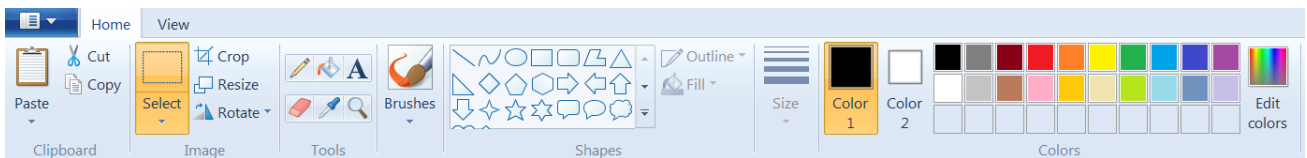


Adding elements


Working on Design

Some features of design packages are the following:

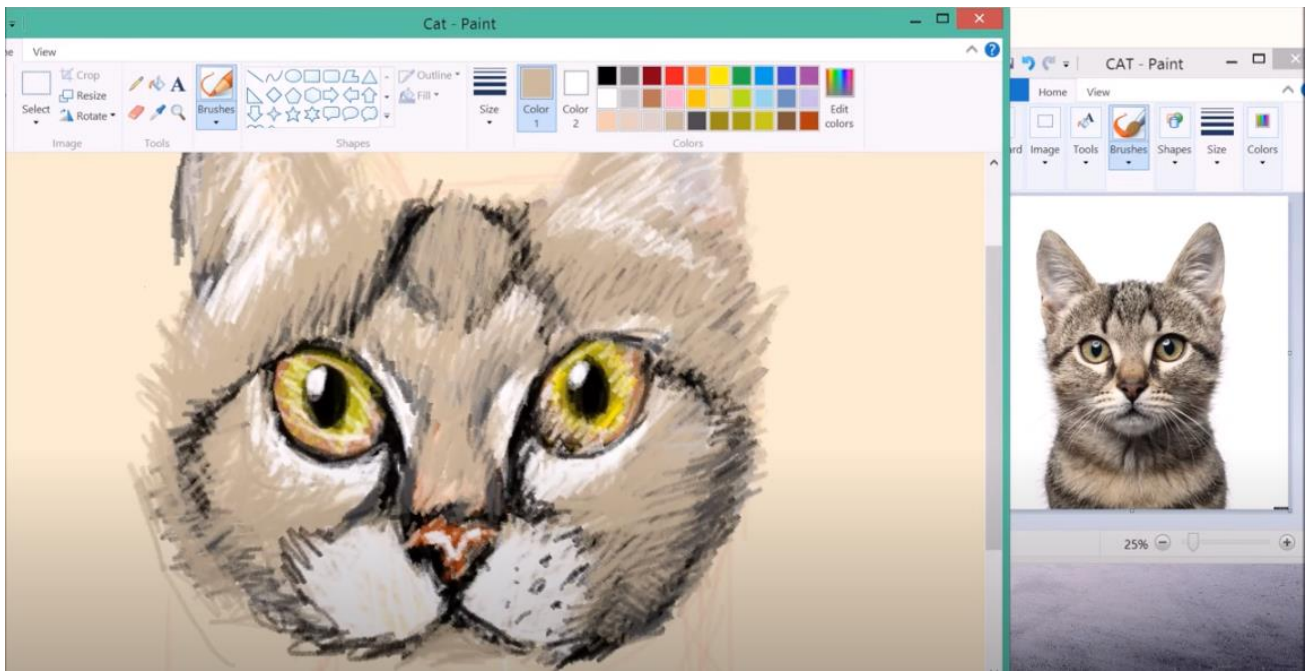
- Possibility of creating designs formed of lines, curves, arrows, freehand etc.
- A range of colours.
- Adding text.
- A range of designs you can add to your image e.g. circle, star, rectangle, heart etc.
- Fill and outline colours.
- Palette
- Different brush sizes
- Zooming
- Rotation
- Eraser



The ribbon of the Microsoft Paint program



Drawing a fish



Drawing a cat

Exercise

With the help of your teacher draw the following diagram using Microsoft Paint or any other program and insert it in a Word document. Instead of a picture of Popeye you can put a photo of yourself and your name.

